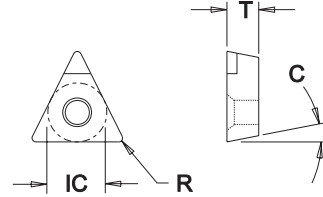


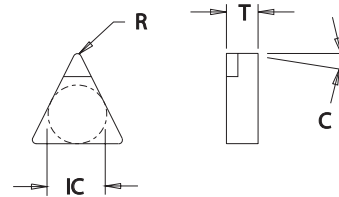
TEEB Type



PCD / CBN Insert Dimensional & Grade Specifications

Insert Number	IC	T	R	C	PCD Grades			CBN Grades			
					LTC-130	LTC-120	LTC-110	LTC-270	LTC-260	LTC-220	LTC-200
TEEB-32	0.375	0.126	Specify	20°			●				● ●

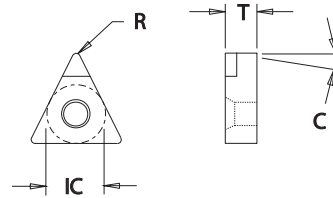
TNG Type



PCD / CBN Insert Dimensional & Grade Specifications

Insert Number	IC	T	R	C	PCD Grades			CBN Grades			
					LTC-130	LTC-120	LTC-110	LTC-270	LTC-260	LTC-220	LTC-200
TNG-22	0.250	0.126	Specify	0°			●				● ●
TNG-32	0.375	0.126	Specify	0°			●				● ●
TNG-33	0.375	0.188	Specify	0°			●				● ●

TNMA Type



PCD / CBN Insert Dimensional & Grade Specifications

Insert Number	IC	T	R	C	PCD Grades			CBN Grades			
					LTC-130	LTC-120	LTC-110	LTC-270	LTC-260	LTC-220	LTC-200
TNMA-22	0.250	0.126	Specify	0°			●				● ●
TNMA-32	0.375	0.126	Specify	0°			●				● ●
TNMA-33	0.375	0.188	Specify	0°			●				● ●
TNMA-43	0.500	0.188	Specify	0°			●				● ●

- All Materials
- Cast Iron
- Hardened Materials
- Steel
- Aluminum / Non-Ferrous
- Stainless Steel
- Heat Resistant Super Alloys