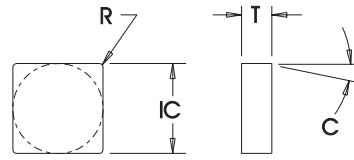


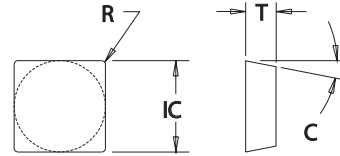

SNC Type



Silicon Nitride Insert Dimensional & Grade Specifications

Insert Number	IC	T	R	C	Silicon Nitride		
					Edge Preparation	LTC-1000	LTC-1200
SNC-432W820	0.500	0.188	0.031	0°	8° X .020	●	
SNC-433W820	0.500	0.188	0.047	0°	8° X .020	●	
SNC-434W820	0.500	0.188	0.062	0°	8° X .020	●	
SNC-533W820	0.625	0.188	0.047	0°	8° X .020		
SNC-534W820	0.625	0.188	0.062	0°	8° X .020		
SNC-536W820	0.625	0.188	0.094	0°	8° X .020		

SPC Type



Silicon Nitride Insert Dimensional & Grade Specifications

Insert Number	IC	T	R	C	Silicon Nitride		
					Edge Preparation	LTC-1000	LTC-1200
SPC-432W630	0.500	0.188	0.031	11°	6° X .030	●	
SPC-433W630	0.500	0.188	0.047	11°	6° X .030	●	●
SPC-433W820	0.500	0.188	0.047	11°	8° X .020	●	●
SPC-434W630	0.500	0.188	0.062	11°	6° X .030	●	●
SPC-434W820	0.500	0.188	0.062	11°	8° X .020		●
SPC-533W630	0.625	0.188	0.047	11°	6° X .030		
SPC-534W630	0.625	0.188	0.062	11°	6° X .030		
SPC-633W630	0.750	0.188	0.047	11°	6° X .030		
SPC-634W630	0.750	0.188	0.062	11°	6° X .030		

- All Materials
- Cast Iron
- Hardened Materials
- Steel
- Aluminum / Non-Ferrous
- Stainless Steel
- Heat Resistant Super Alloys

