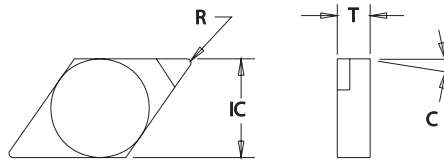


# Inserts

# PCD/CBN

## DNG Type



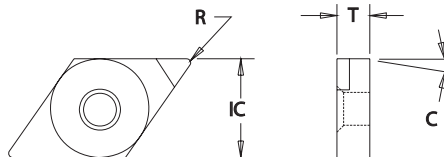

PCD / CBN Insert Dimensional & Grade Specifications

| Insert Number | IC    | T     | R     | C  | PCD Grades |         |         | CBN Grades |         |         |         |
|---------------|-------|-------|-------|----|------------|---------|---------|------------|---------|---------|---------|
|               |       |       |       |    | LTC-130    | LTC-120 | LTC-110 | LTC-270    | LTC-260 | LTC-220 | LTC-200 |
| DNG-432       | 0.500 | 0.188 | 0.031 | 0° |            |         | ●       |            |         |         | ● ●     |

## DNGA Type



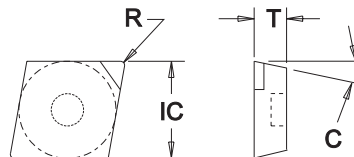

## DNMA Type



PCD / CBN Insert Dimensional & Grade Specifications

| Insert Number | IC    | T     | R       | C  | PCD Grades |         |         | CBN Grades |         |         |         |
|---------------|-------|-------|---------|----|------------|---------|---------|------------|---------|---------|---------|
|               |       |       |         |    | LTC-130    | LTC-120 | LTC-110 | LTC-270    | LTC-260 | LTC-220 | LTC-200 |
| DNGA-43       | 0.500 | 0.188 | Specify | 0° |            |         | ●       |            |         |         | ● ●     |
| DNMA-43       | 0.500 | 0.188 | Specify | 0° |            |         | ●       |            |         |         | ● ●     |

## MECA Type



PCD / CBN Insert Dimensional & Grade Specifications

| Insert Number | IC   | T    | R    | C   | PCD Grades |          |          | CBN Grades |         |         |         |
|---------------|------|------|------|-----|------------|----------|----------|------------|---------|---------|---------|
|               |      |      |      |     | LTC-130B   | LTC-110B | LTC-110A | LTC-270    | LTC-260 | LTC-220 | LTC-200 |
| MECA-532      | .625 | .187 | .015 | 20° |            | ●        | ●        |            |         |         |         |
| MECA-631      | .750 | .187 | .015 | 20° |            |          | ●        |            |         |         |         |
| MECA-632      | .750 | .187 | .031 | 20° |            |          | ●        |            |         |         |         |
| MECA-633      | .750 | .187 | .047 | 20° |            |          | ●        |            |         |         |         |
| MECA-634      | .750 | .187 | .062 | 20° |            | ●        | ●        |            |         |         |         |
| MECA-638      | .750 | .187 | .125 | 20° |            |          | ●        |            |         |         |         |

● All Materials

● Cast Iron

● Hardened Materials

● Steel

● Aluminum / Non-Ferrous

● Stainless Steel

● Heat Resistant Super Alloys



Index

Specials

Inserts

General

Cavity Mold

Gray Iron

PCD / CBN

Slotters

Technical Data

Holders