
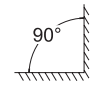


PCD Polycrystalline Diamond Tooling



Index

Specials

Inserts

General

Cavity Mold

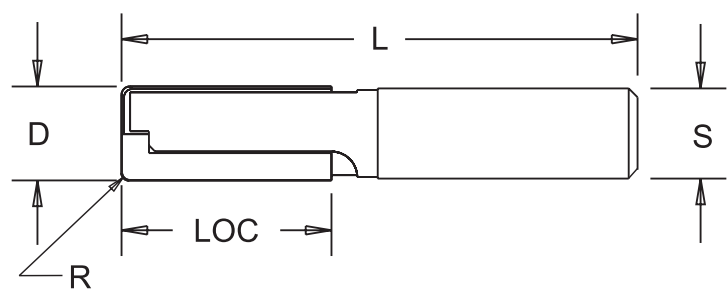
Gray Iron

PCD / CBN

Slotters

Technical Data

Holders

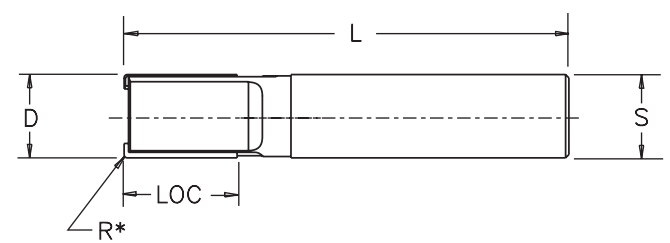
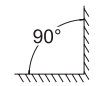


• Center Cut End Mills

* 'R' Corner Radii are also available ranging from 0.015 to 0.125

Center Cut Series - Dimensional Specifications

Product Number	D	S	R *	LOC	L	Teeth
C0375-100E130-S037R-031	0.375	0.375	.031	1.000	4.00	2
C0500-100E130-S050R-031	0.500	0.500	.031	1.000	4.00	2
C0625-100E130-S062R-031	0.625	0.625	.031	1.000	4.00	2
C0750-100E130-S075R-031	0.750	0.750	.031	1.000	4.00	2



• End Mills - Not Center Cut

* 'R' Corner Radii are also available ranging from 0.015 to 0.125

End Mill Series NOT CENTER CUT - Dimensional Specifications

Product Number	D	S	R *	LOC	L	Teeth
E0250-050E130-S025R-031	0.250	0.250	.031	0.500	4.000	1
E0375-100E130-S037R-031	0.375	0.375	.031	1.000	4.000	2
E0500-100E130-S050R-031	0.500	0.500	.031	1.000	4.000	2
E0750-100E130-S075R-031	0.750	0.750	.031	1.000	4.000	2

